

Module 2

Understanding the Vertical Approach of the K-5 Writing Standards:

Persuasive and Informational Genres

PARTICIPANT GUIDE



Kathy Cox, State Superintendent of Schools

Participant Guide

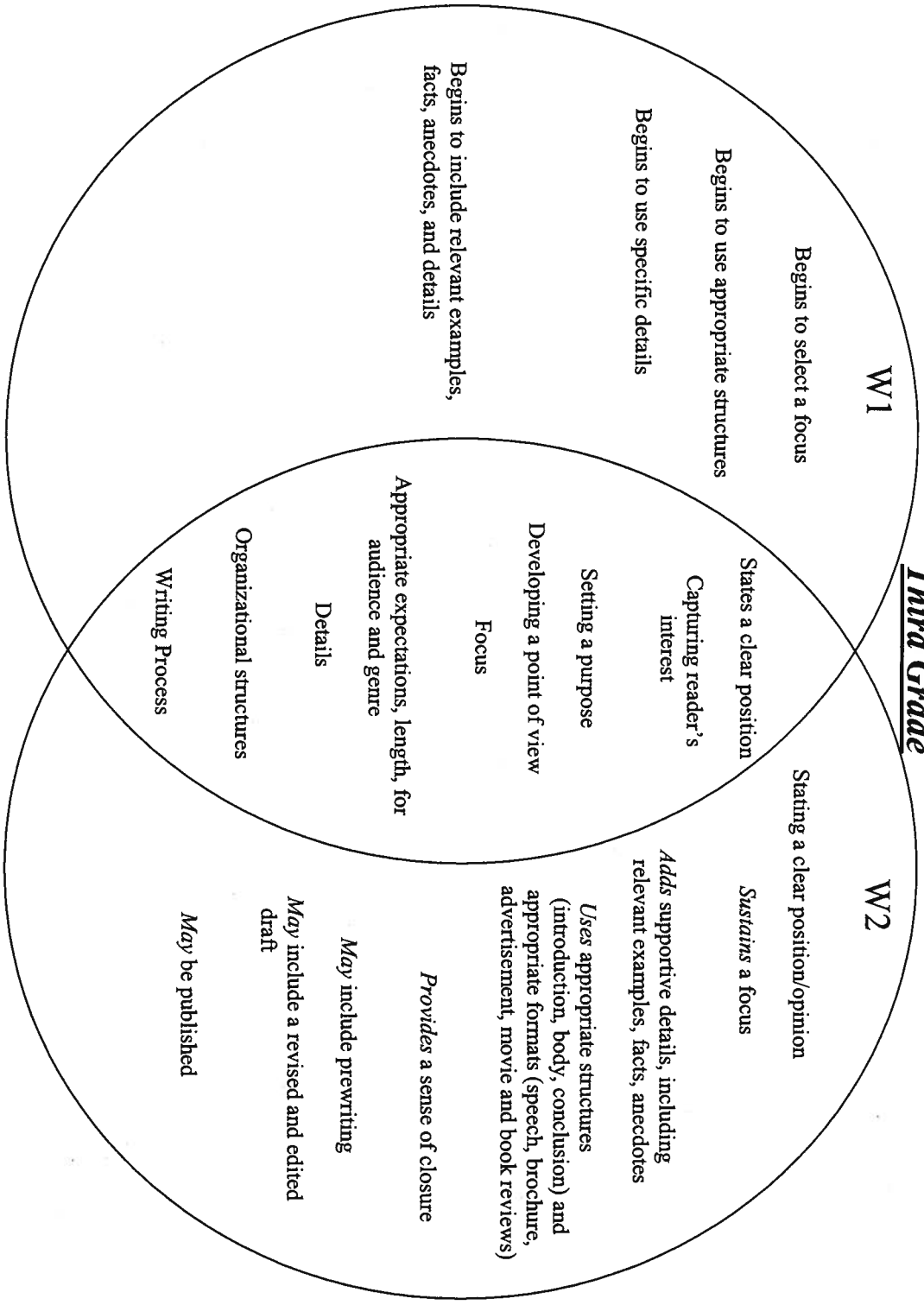
Table of Contents

P. 1	Comparing and Contrasting W1/W2 for Persuasive Elements
P. 2	K-5 Noticings Chart for Persuasive Genre
P. 3	Blank Copy of Venn Diagram for Compare/Contrast
P. 4	Blank Copy of K-5 Noticings Chart
P. 5	Persuasive Example of Element Analysis
P. 6	Blank Copy of Element Analysis Form
P. 7	Fifth Grade Elements for Persuasive Genre
P. 8	Fifth Grade Writing Sample
PP. 9-10	Example of Teacher Analysis/Commentary
P. 11	Example of Student Commentary
P. 12	Example of Student Feedback/Next Steps
P. 13	Third Grade Elements for Informational Genre
P. 14	Third Grade Writing Sample
PP. 15-16	Blank Copy of Teacher Analysis/Commentary Form
PP. 17-18	Blank Copy of Student Commentary/Feedback Forms
PP. 19-20	Video Viewing Organizer
P. 21	Glossary for Persuasive Genre
P. 22	Glossary for Informational Genre

- P. 23 Response to Intervention Pyramid
- PP. 24-27 Standards-Based Classroom Rubric
- P. 28 Suggested Websites
- PP. 29-30 Suggested Book/Video List (Updated)
- P. 31 Summary of Resources/Links

COMPARING AND CONTRASTING W1 & W2 for Persuasive Elements

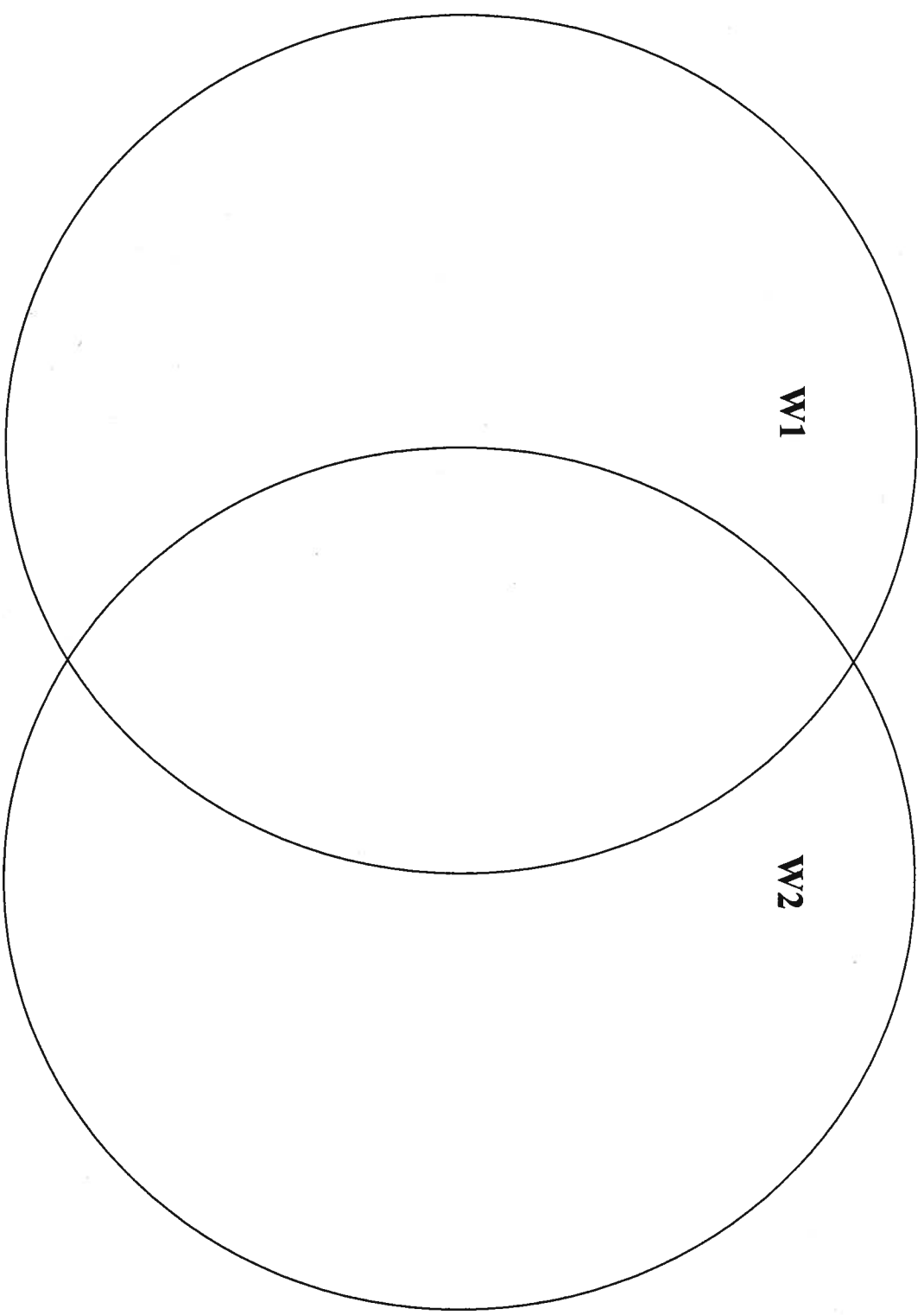
Third Grade



GPS ELA WRITING: PERSUASIVE GENRE

<p>ELAKW2</p> <p>The student produces a persuasive piece of writing that:</p>	<p>ELA1W2</p> <p>The student produces a persuasive piece of writing that:</p>	<p>ELA2W2</p> <p>The student produces a persuasive piece of writing that</p>	<p>ELA3W2</p> <p>The student produces a persuasive piece of writing that:</p>	<p>ELA4W2*</p> <p>The student produces a persuasive piece that:</p>	<p>ELA5W2*</p> <p>The student produces a persuasive piece that:</p>
<p>a. States an opinion. b. May use words, illustrations, or graphics to support an opinion. c. Begins to use formats appropriate to the genre (letter, poster). d. May include describing words. e. Rewrites orally or written to generate ideas (graphic organizers and pictures). f. May include a draft developed from prewriting. g. May include a sense of closure.</p>	<p>a. Captures a reader's interest by stating a position/opinion. b. Begins to maintain a focus. c. Adds details to support an opinion. d. Begins to use formats appropriate to the genre (letter, list of reasons, poster). e. May have a sense of closure. f. May include oral or written prewriting (graphic organizer). g. May include a draft that is revised and edited. h. May be published.</p>	<p>a. Captures a reader's interest by stating a clear position/opinion. b. Begins to sustain a focus. c. Includes the appropriate purpose, expectations, and length for audience and the genre. d. Adds supportive details throughout. e. Uses appropriate formats (letter, list of pros and cons, advertisement). f. Develops a sense of closure. g. May include prewriting, and edited draft. h. May be published.</p>	<p>a. Captures a reader's interest by stating a clear position/opinion and developing a point of view. b. Sustains a focus. c. Includes the appropriate purpose, expectations, and length for audience and the genre. d. Adds supportive details throughout the paper that may include relevant examples, facts, and anecdotes. e. Uses appropriate organizational structures to ensure coherence (introduction, body, conclusion) and appropriate formats (speech, brochure, advertisement, movie and book reviews). f. Provides a sense of closure. g. May include prewriting. h. May include a revised and edited draft. i. May be published.</p>	<p>a. Engages the reader by establishing a context, creating a speaker's voice, and otherwise developing reader interest. b. States a clear position. c. Supports a position with relevant evidence. d. Excludes extraneous details and inappropriate information. e. Creates an organizing structure appropriate to a specific purpose, audience, and context. f. Provides a sense of closure to the writing.</p>	<p>a. Engages the reader by establishing a context, creating a speaker's voice, and otherwise developing reader interest. b. States a clear position in support of a proposal. c. Supports a position with relevant evidence. d. Creates an organizing structure appropriate to a specific purpose, audience, and context. e. Addresses reader concerns. f. Excludes extraneous details and inappropriate information. g. Provides a sense of closure to the writing. h. Raises the level of language using appropriate strategies (word choice).</p>

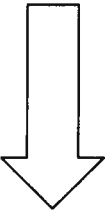
COMPARING AND CONTRASTING W1 & W2 for Informational Genre *Grade:* _____



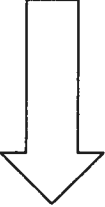
K-5 Noticings for Informational Genre

<i>W1</i>	<i>W2</i>

Element Analysis Form

Element	Knowledge (Nouns/Terms/Phrases)	Skills (Verbs)
<p>ELA 3W2d: Adds supportive details throughout the paper that may include relevant examples, facts, and anecdotes</p>	<p>Supportive Details Throughout Relevant Examples Facts Anecdotes Other</p>	<p>How to add supportive details; How to add relevant examples; How to add relevant facts; How to add relevant anecdotes (all of which may be throughout the persuasive paper); Other</p>
<p>Strategies for Teaching and Learning (for both Knowledge and Skills)</p> <p style="text-align: center;"></p>	<p>Identifying supportive details, examples, etc., in reading; Distinguishing between relevant and non-relevant examples, facts, and anecdotes; Teacher modeling; Teacher read alouds; Guided and independent reading practice w/feedback; Other</p>	<p>Teacher modeling of adding supportive details and relevant examples; Teacher modeling of adding relevant facts and anecdotes; Guided and independent writing practice w/feedback; Publishing 1-2 pieces by end of unit; Other</p>

Element Analysis Form

Element	Knowledge (Nouns/Terms/Phrases)	Skills (Verbs)
ELA _____		
Strategies for Teaching and Learning (for both Knowledge and Skills) 		

- a. Engages the reader by establishing a context, creating a speaker's voice, and otherwise developing reader interest.**
- b. States a clear position in support of a proposal.**
- c. Supports a position with relevant evidence.**
- d. Creates an organizing structure appropriate to a specific purpose, audience, and context.**
- e. Addresses reader concerns.**
- f. Excludes extraneous details and inappropriate information.**
- g. Provides a sense of closure to the writing.**
- h. Raises the level of language using appropriate strategies (word choice).**

Vaccinations

What! How can some people be against vaccination? Well, believe it or not some people are against vaccination! I am not against vaccination. Are you? Here I am to prove that vaccination is good to children to prevent diseases. Read my paragraphs to hear my facts about my opinion.

If you don't vaccinate your child then it endangers other children. If your child has chicken pox and has not been vaccinated he can spread it to other children! If your child is vaccinated then his classmates aren't in danger. A woman from the internet said, "If too many kids aren't vaccinated then the ones who are vaccinated are in risk of danger!" This is one of my facts to prove that you should vaccinate your child.

Although the vaccination is not 100% perfect it still increases the resistance to the diseases. It helps the odds decrease that carries around and expose to other people. Vaccination is good for children although that it isn't 100% sure it still causes a small chance of causing a problem, but the risks are much smaller if the children is vaccinated.

Well, did you hear what I had to say? I backed up my opinion with facts. Now do you think children should be vaccinated against diseases? I still think you should. If you agree with me then go out there and vaccinate your child if you haven't. Thank you for listening to my opinion. Goodbye!

Element	Evidence/Example(s)	Strategies Used
<p>a. Engages the reader by establishing a context, creating a speaker's voice, and otherwise developing reader interest</p>	<p><i>"What! How can some people be against vaccination? Well, believe it or not some people are. . ."</i></p>	<p><i>Making an emotional statement that develops reader interest Takes on the opposing viewpoint in a way that creates a speaker's voice</i></p>
<p>b. States a clear position in support of a proposal</p>	<p><i>"I'm not against vaccination. Are you? Here I am to prove that vaccination is good to prevent diseases."</i></p>	<p><i>Makes definite statement about what will be proven in the piece</i></p>
<p>c. Supports a position with relevant evidence</p>	<p><i>"If your child has chicken pox and has not been vaccinated he can spread it to other children!" "It helps the odds decrease. . .the risks are much smaller." "A woman from the internet said. . ."</i></p>	<p><i>Gives relevant examples of evidence for the argument of being "pro vaccination" Attempts to use a quote from a source</i></p>
<p>d. Creates an organizing structure appropriate to a specific purpose, audience, and context</p>	<p><i>"Read my paragraphs to hear my facts about my opinion." "Although the vaccination is not 100% perfect it still increases the resistance to the diseases."</i></p>	<p><i>Using paragraphs to show introduction, facts/details, and conclusion Use of transition words and phrases</i></p>

Analysis of Student Work/Teacher Commentary 5th Grade Example 10

<p>e. Addresses reader concerns</p>	<p><i>“Although the vaccination is not 100% perfect it still increases the resistance to the diseases.”</i></p>	<p><i>Mentions the opposing viewpoint’s argument of vaccinations not being totally perfect; Includes a counter-argument</i></p>
<p>f. Excludes extraneous details and inappropriate information</p>		
<p>g. Provides a sense of closure to the writing</p>	<p><i>“Well did you hear what I had to say? Now do you think children should be vaccinated against diseases?”</i></p> <p><i>“I still think you should. If you agree with me then go out there and vaccinate you child if you haven’t.”</i></p>	<p><i>Revisits questions asked in the beginning of piece</i></p> <p><i>Restates stance and challenges reader to take action</i></p>
<p>h. Raises the level of language using appropriate strategies (word choice)</p>	<p><i>“Prevent diseases,” “endangers,” “spread,” “increases,” “decreases,” “resistance,” “risks”</i></p>	<p><i>Uses words and phrases specific to the subject (topic of vaccination)</i></p>

Strength/Positive	Specific Example(s)	Strategy Used
<p>1. Engages the reader by establishing a context, creating a speaker’s voice, and otherwise developing reader interest.</p>	<p>“What! How can some people be against vaccination? Well, believe it or not some people are. . . “</p>	<p>Making an emotional statement that develops reader interest and takes on the opposing viewpoint in a way that creates a speaker’s voice</p>
<p>2. Creates an organizing structure appropriate to a specific purpose, audience, and context.</p>	<p>“Read my paragraphs to hear my facts about my opinion.”</p>	<p>Using paragraphs to show introduction, facts/details, and conclusion</p>
<p>3.</p>		

Need	Specific Next Step for Improvement
<p>1. Excludes extraneous details and inappropriate information</p>	<p>In the second paragraph, reread the sentences to make sure that your point is clear. The quote that is used does not match up with your argument. You will need to revise the sentence or sentences so that they make sense.</p>
<p>2. Supports a position with relevant evidence</p>	<p>Add at least <i>two different examples</i> of relevant evidence that will support each argument. Make sure that you do not just restate the same details or evidence.</p>

- a. Captures a reader's interest by setting a purpose and developing a point of view.**
- b. Sustains a focused topic.**
- c. Includes the appropriate purpose, expectations, and length for the audience and the genre.**
- d. Includes relevant examples, facts, anecdotes, and details.**
- e. Uses organizational structures for conveying information (chronological order, cause and effect, similarities and differences, questions and answers).**
- f. Uses a variety of resources (encyclopedia, Internet, books) to research and share information on a topic.**
- g. Provides a sense of closure.**

Eleanor Roosevelt

Childhood

Eleanor Roosevelt was born in 1884 in New York. She was called by her middle name Elenor instead of her first name Anna. She grew up sad and unhappy. Elenor was a orphan at age 9. When Elenor became a orphan she lived with her grandparents. When she was 15 she went to school in England. Her father was the brother of Theodore Roosevelt. When she returned from England she helped immigrants.

FDR

In 1905 Her and FDR got married. Her and FDR were distant cousins. They had 6 children one died as a baby. FDR was elected governor in 1928. While her and FDR were on vacation FDR got polio in 1921. When he got polio he couldn't walk so he used a wheelchair. He was the very first president to be in a wheelchair. He was elected president in 1933. Her went to parties to tell people about FDR. Her and FDR both wanted to help people.

Helping Others

Eleanor worked for women's rights. She got organizations to help her. She gave food and shelter. She asked people what they needed. She helped Marian Anderson have a concert.

Work as First Lady

Elenor involved in politics and travel for FDR. She represented the president and she wrote a news paper called my Day. She fought for African American's rights. She also met with men and women in the military. In 1933 she got more than 300,000 letters from people. She was the first first lady to fly in a airplane.

How Eleanor Roosevelt Change America

Eleanor worked for women's, African American, and human rights. She worked for world peace. She wrote Universal Declaration of Human Rights. She was a member and founder of U.N.

Analysis of Student Work/Teacher Commentary 3rd Grade Example 15

<i>Element</i>	<i>Evidence/Example(s)</i>	<i>Strategy Used</i>
<p><i>a. Captures a reader's interest by setting a purpose and developing a point of view</i></p>		
<p><i>b. Sustains a focused topic</i></p>		
<p><i>c. Includes the appropriate purpose, expectations, and length for the audience and the genre</i></p>		

<p>d. Includes relevant examples, facts, anecdotes, and details</p>		
<p>e. Uses organizational structures for conveying information (chronological order, cause and effect, similarities and differences, questions and answers)</p>		
<p>f. Uses a variety of resources (encyclopedia, Internet, books) to research and share information on a topic</p>		
<p>g. Provides a sense of closure</p>		

Strength/Positive	Specific Example(s)	Strategy Used

Need	Specific Next Step for Improvement

Viewing Organizer for Third Grade Persuasive Video Lesson and Interview**1. Opening/Minilesson**

What is the teacher doing?	What are the students doing?

2. Worktime

What is the teacher doing?	What are the students doing?

3. Closing/Sharing

What is the teacher doing?	What are the students doing?

4. Classroom Artifacts

What did you notice about the artifacts used in the room for writing?

5. Teacher Interview

What did the teacher share with you about how she teaches writing?

Other Noticings/Observations:

Persuasive Glossary

Anecdote(s): a short account of an interesting or humorous incident (3rd)

Closure: an often comforting or satisfying sense of finality; something (as a satisfying ending) that provides such a sense (K, 1st, 2nd, 3rd, 4th, 5th)

Coherence: logically or aesthetically ordered or integrated; having clarity or intelligibility (3rd)

Context: the circumstances or situation in which an event occurs; a setting (4th, 5th)

Extraneous: having no relevance (4th, 5th)

Focus: a point of concentration; directed attention (1st, 2nd, 3rd)

Opinion: a belief or conclusion held with confidence but not substantiated by positive knowledge or proof (K, 1st, 2nd, 3rd)

Point of View: a position from which something is observed or considered; a standpoint; the attitude or outlook of a narrator or character in a piece of literature, a movie, or another art form (3rd)

Position: a point of view or attitude about a certain question, topic, or idea (1st, 2nd, 3rd, 4th, 5th)

Proposal: something that is put forward for consideration (5th)

Relevant: Having to do with the matter at hand; to the point (3rd, 4th, 5th)

Phrases

“captures a reader’s interest” a variety of methods used by writers to make their audience want to read what they have written.

“engages the reader” a method in which writers make their audience feel connected to the writing. This occurs after the reader’s interest has been captured.

“lifts the level of language” a strategy in which writers avoid using boring, worn out words (e.g., good, nice, happy, sad) and instead use a vocabulary that adds rigor to the writing. This can also be accomplished by inserting modifiers (adjectives and adverbs).

Informational Glossary

Anecdote(s): a short account of an interesting or humorous incident (3rd)

Closure: an often comforting or satisfying sense of finality; something (as a satisfying ending) that provides such a sense (K, 1st, 2nd, 3rd, 4th, 5th)

Context: the circumstances or situation in which an event occurs; a setting (4th, 5th)

Extraneous: having no relevance (4th, 5th)

Focus : a point of concentration; directed attention (**focused/ 2nd and 3rd**) (1st, 2nd, 3rd)

Perspective: a mental view or outlook (5th)

Point of View: a position from which something is observed or considered; a standpoint; the attitude or outlook of a narrator or character in a piece of literature, a movie, or another art form (3rd)

Relevant: Having to do with the matter at hand; to the point (3rd, 4th, 5th)

Phrases

“captures a reader’s interest” a variety of methods used by writers to make their audience want to read what they have written.

“engages the reader” a method in which writers make their audience feel connected to the writing. This occurs after the reader’s interest has been captured.

“lifts the level of language” a strategy in which writers avoid using boring, worn out words (e.g., good, nice, happy, sad) and instead use a vocabulary that adds rigor to the writing. This can also be accomplished by inserting modifiers (adjectives and adverbs).

STUDENT ACHIEVEMENT PYRAMID OF INTERVENTIONS

LEADERS/SCHOOL ORGANIZATIONS ENSURE THAT:

- Specialized programs are supported and monitored for student progress.
- Demographic trends for identification and placement info and exit from specialized programs are reviewed.
- Professional learning for specialized instructional practices is provided.
- Specialized instructional services focus on access to, and when appropriate, extension of the GPS. (e.g. special education or gifted services)

- An effective SST is a priority, as is an organizational structure for addressing the needs of gifted learners.
- SST is supported and monitored.
- Evidenced-based interventions are implemented with fidelity.
- Student performance data are analyzed and used continuously.
- Referral demographics are analyzed. (e.g. special education, gifted services)

- Organizational structures support Tier 2.
 - Scheduling
 - Financial support
 - Grouping
 - Time allocation
 - Personnel
 - Professional Learning Communities
- Schoolwide performance data is analyzed to determine Tier 2 interventions.
- Student progress is monitored often.
- Interventions are implemented with fidelity.
- Both pressure and encouragement for improvement are evident.

- Professional learning communities analyze:
 - progress monitoring data.
 - Instructional practices.
 - school organization/structure.
- Progress monitoring guides instruction.
- Effective professional learning is provided.
- Evidenced based instruction is supported and supervised.

TIER 4 SPECIALLY DESIGNED INSTRUCTION/LEARNING

- Targeted students participate in:
- Specialized programs
 - Adapted content, methodology, or instructional delivery
 - GPS access/extension

SST DRIVEN INSTRUCTION/LEARNING

- Targeted students participate in:
- Individual assessment
 - Tailored interventions to respond to their needs
 - Frequent formative assessments
 - Consideration for specially designed instruction only when data indicates a need (e.g. gifted or special education services)

NEEDS BASED INSTRUCTION/LEARNING: STANDARD INTERVENTION PROTOCOLS

- Targeted students participate in instruction that:
- is different from Tier 1
 - Uses established intervention protocols
 - Provides enhanced opportunities for extended learning
 - Uses flexible, small groups
 - Includes more frequent progress monitoring
 - Addresses needs in all developmental domains (academic, communication/language, social etc.)

TIER 1

STANDARDS BASED CLASSROOM INSTRUCTION/LEARNING

- All students participate in instruction that is:
- In the general education classroom
 - Standards-based
 - Differentiated
 - Evidenced-based
 - Guided by progress monitoring & balanced assessment
 - Planned to address all developmental domains (academic, communication/language, social etc.)

TEACHERS WILL:

- Provide instruction that meets students' unique needs.
- Adapt content, methodology, or instructional delivery.
- Maintain students' access to the GPS.
- Routinely monitor progress.
- Consider students for return to lower tiers as soon as possible, based on progress data.

- Analyze student work/assessment results to determine needs.
- Tailor instruction to meet individual needs
- Monitor progress data to determine if interventions are working
- Revise interventions based on progress monitoring data.
- Consider specially designed instruction programs only when data indicates a need.

- Provide enhanced learning opportunities for targeted students.
- Assign/reassign students to instructional groups based on monitoring data.
- Monitor progress more often
- Provide different instruction from Tier 1.
- Recommend students for interventions based on progress monitoring or screening data.

- Provide standards-based instruction with evidence-based practices.
- Differentiate to meet students' needs.
- Use balanced assessment, including frequent progress monitoring.
- Design instruction based on progress monitoring.
- Provide instruction in all developmental domains.

High Impact Practice Implementation Rubric: Standards-Based Classrooms

This rubric for standards-based classrooms is an implementation rubric and each column builds on the previous column. When a school is fully operational, they will continue to implement criteria addressed in the emergent and operational columns of the rubric. Implementation of standards-based classrooms is a process. Each stage on the rubric is a part of the process of growth and progress over time and should be celebrated.

Standards-Based Classrooms

Concept	Not Addressed	Emergent	Operational	Fully Operational
<p>1. The Georgia Performance Standards are utilized as the curriculum in the school (based on the phase-in plan), and there is a shared understanding of the standards.</p>	<p>Teaching is often driven solely by the textbook (or other resources) or is performance activities-based but unaligned with the GPS.</p>	<p>Curriculum documents are developed to support implementation of the GPS, using textbooks as a resource.</p>	<p>Teachers work together to build consensus on what students are expected to know, understand, and be able to do and plan instruction based on the GPS.</p>	<p>Teachers utilize the GPS to collaboratively plan for instruction and assessment.</p> <p>Teachers and students articulate a common understanding of what they are expected to know, understand, and be able to do based on the Georgia Performance Standards.</p>
<p>2. Standards are accessible to all students.</p>	<p>Teachers do not explain the purpose of the lesson or articulate the expectations for student work. Visual cues and other strategies to make the standards accessible are not evident.</p>	<p>Teachers use a variety of strategies to make the standards accessible to students such as paraphrasing, repetition, visual cues, essential questions, etc. Teachers do not explicitly state the standard(s) being addressed during a lesson.</p>	<p>Teachers use the language of the standards during instruction as well as when they provide feedback to students.</p> <p>Teachers provide students with models and provide specific examples of how the work meets standards.</p> <p>Students explain the standards in their own words.</p> <p>Students can articulate the standards and elements they are currently working on and show evidence of the standards in their work.</p>	<p>Teachers expect students to use the language of the standards to describe their work.</p> <p>Students use the language of the standards to support their work and their answers.</p> <p>Students use the language of the standards when they provide feedback to other students.</p>
<p>3. Teachers sequence the lesson or their instruction in a logical, predictable manner referencing standards throughout.</p>	<p>There is not an agreed upon school-wide instructional framework or sequence for instruction.</p>	<p>Teachers implement a common instructional framework or sequence of lessons. (e.g., opening, work session, closing)</p>	<p>Teachers implement a sequence of instruction or instructional framework that provides opportunities for students to receive explicit instruction connected to the standards, apply learning independently and collaboratively, share and explain their work as it relates to the standards, and receive feedback based on the standards.</p>	<p>Teachers expect students to explain the standards and/or elements they are applying during the sequence of instruction or instructional framework.</p> <p>Students can explain the sequence of instruction and how they apply the standards and elements to the resulting work.</p>

Concept	Not Addressed	Emergent	Operational	Fully Operational
<p>4. A variety of delivery modes are incorporated into instruction to ensure that all students have access to and meet standards.</p>	<p>Teachers use lecture as the predominant mode of instruction assuming the responsibility of “imparting” knowledge and “covering” the curriculum.</p>	<p>Teachers use a variety of delivery modes including modeling, demonstration, small-group instruction, whole group instruction, one-on-one instruction, etc. but still assume the responsibility of “imparting” knowledge and “covering” the curriculum.</p>	<p>Teachers use a variety of delivery modes to ensure mastery of the standards (e.g., extended time, additional support, etc.) rather than impart knowledge. Students can explain different grouping options typically used in the class. Students transition smoothly from one activity to another.</p>	<p>Teachers can explain the specific purposes of how students are divided into work groups and can articulate the data that led to the flexible groups. The delivery modes observed support the learning goals of the lesson and students’ needs. All students make progress toward meeting standards and apply new knowledge to real-world tasks.</p>
<p>5. Students are expected to meet the same standards and instruction is differentiated by content, process, and/or product.</p>	<p>Content is present in the same way to all students regardless of readiness levels, learning styles, and/or student interests. Teachers make a single plan for all learners.</p>	<p>Teachers use summative assessments to determine students in need of support. Teachers assign students to interventions outside of the regular classroom instructional time.</p>	<p>Teachers use summative and formative assessments to systematically and purposefully plan for student differences. Classroom instruction is tailored to student readiness levels, learning styles, and interests to ensure that students meet the same standards. Students show mastery of standards in a variety of ways.</p>	<p>Teachers monitor student progress to revise content (how students are given access to the standards), process (how students learn and apply the standards) and product (how students demonstrate their understanding of the standards). Teachers revise content, process, and product as necessary. Although the content, process, and product may differ for students they can explain how their work meets standard(s).</p>
<p>6. Assessments are aligned to the GPS and used frequently to adjust instruction and provide students with feedback</p>	<p>Assessment is typically summative in nature and used to assign grades.</p>	<p>Teachers use summative assessments aligned to the standards. These assessments are analyzed to identify students in need of additional instruction.</p>	<p>Teachers utilize formative assessments frequently which are directly aligned to the standards and lead to revision of instruction as well as specific feedback to students. Examples include: rubrics; conferencing; questioning; observations; written reflections (e.g. 3-2-1, KWL, ticket out the door, etc.); graphic representations of thinking; etc. Summative assessments are utilized to identify students in need of additional instruction or interventions and to revise classroom instruction.</p>	<p>Teachers collaborate regularly to develop common formative and summative assessments. They use the results from the assessments to revise common assessments and instructional plans. Students utilize summative and formative assessment results to set learning goals toward meeting standards.</p>

Concept	Not Addressed	Emergent	Operational	Fully Operational
<p>7. <i>Examples of student work are displayed for student use. Benchmarks are provided to gauge progress over time. Exemplars are provided to exemplify the standards.</i></p>	<p>Teachers do not have a collection of benchmark (anchor papers) or exemplary student work.</p>	<p>Teachers post examples of student work. The benchmarks demonstrate progress toward meeting the standards. The exemplary work shows expected levels of rigor as defined in the standards.</p>	<p>Teachers explain how the exemplary work meets standards and refer to it frequently during the sequence of instruction or instructional framework. Teachers explain how a set of benchmark work displays progress over time toward the standards. Teachers explicitly teach students how to compare their work to the benchmark work to identify next steps. Students can explain how they use benchmark and exemplary student work to improve their own work.</p>	<p>Teachers collect benchmark work and exemplars from their own class. Students identify where their work falls in relation to the benchmarks. Students identify exemplars from their own collections of work and describe their work based on the standards. Students can identify next steps toward meeting standards and revise accordingly.</p>
<p>8. <i>Student performance tasks require students to show progress toward meeting the standard(s)/element(s).</i></p>	<p>Students are not demonstrating progress towards standards in performance tasks. Rather, they are passive selectors of correct answers.</p>	<p>Teachers design performance tasks that require students to show evidence of the standards.</p>	<p>Teachers collaboratively analyze common performance tasks to ensure rigor and revise tasks as needed. Students can explain how performance tasks show evidence of the standards they are working on.</p>	<p>Teachers ensure that performance tasks make connections to other content areas and real world situations. Students apply their understanding of the standards to other content areas and real-world situations.</p>

Concept	Not Addressed	Emergent	Operational	Fully Operational
<p>9. <i>Students receive feedback through written or verbal commentary aligned with the standards that results in revision of work, if needed.</i></p>	<p>Feedback is limited to evaluative judgments such as, "That is right," "That is incorrect," "80%," "Great job," etc.</p>	<p>Teachers provide feedback that extends evaluative judgments but does not connect to the standards. For example, <i>That is incorrect because you forgot to move the decimal point.</i></p>	<p>Teacher feedback is directly aligned to the standards and provides students with specific strengths and next steps. For example, <i>You develop your character by using literary language when you said, "he had orange hair like wire... Good writers help the reader to feel satisfied when the story ends. They do this by providing a sense of closure. A next step for you as a writer would be to provide closure to your writing.</i></p>	<p>Teachers encourage students to revise their work as a result of feedback from teachers and peers.</p> <p>Teachers expect students to use the language of the standards when describing their work, providing feedback to peers, and identifying next steps.</p> <p>Students use the language of the standards as they discuss their work and explain teacher feedback.</p> <p>Students identify their next steps based on teacher feedback.</p> <p>Students can show a piece of student work and describe how it was revised to meet standards based on teacher feedback.</p> <p>Students provide feedback to peers that is directly aligned to standards.</p>
<p>10. <i>Student work reflects understanding of the Georgia Performance Standards.</i></p>	<p>Teachers independently determine what students should know, understand, and be able to do with little or no relation to the Georgia Performance Standards.</p> <p>Student work does not represent student understanding of the standard(s).</p>	<p>Teachers collaboratively identify what students should know, understand and be able to do relative to the Georgia Performance Standards and design instruction and assessments accordingly.</p>	<p>Teachers collaboratively analyze student work based on the Georgia Performance Standards. Based on collaborative analysis of student work, teachers revise instruction.</p> <p>As a result of revised instruction, students revise their work to reflect their understanding of the standards.</p>	<p>Teachers have collaboratively aligned assessments and instruction to the GPS.</p> <p>Students analyze the quality of their own work and articulate why it meets, exceeds, or does not meet standards.</p> <p>Students identify their own next steps towards meeting standards.</p>

Suggested Websites

The Writing Site www.thewritingsite.org

Writing Fix www.writingfix.com

Persuasive Writing Prompts

http://www.kent.k12.wa.us/curriculum/writing/elem_writing/Bib/Persuasive.htm

Read Write Think www.readwritethink.org

ACCESS Persuasive Writing Websites

www.access.k12.ca.us/CI/Teacher%20Resources/WritingSupport/Persuasive%20Writing%20Websites.doc

Learn NC <http://www.learnnc.org/lp/external/Readwritethink200606212005>

Enchanted Learning <http://www.enchantedlearning.com/Home.html>

Writing Prompts and Scoring Guides

<http://www.departments.bcsd.com/cipd/Writing%20Prompts%20and%20Scoring%20Guides%20index.htm>

Write On <http://jc-schools.net/write/prompts.html>

ABC Teach

http://www.abcteach.com/directory/basics/writing/writing_prompts/

Kid Friendly Resources

<http://www1.center.k12.mo.us/EDTECH/resources/kidfriendly.html>

Suggested Professional Resources

Informational and Persuasive Genres:

- Caine, K. (2008). *Writing to Persuade, Grades 3-8*. Portsmouth, NH: Heinemann.
- Duke, N. and Bennett-Armistead, V. (2003). *Reading and Writing Informational Text in the Primary Grades*. New York, NY: Scholastic.
- Fletcher, R. and Portalupi, J. (2007). *Nonfiction Craft Lessons: Teaching Writing K-8*. Portland, ME: Stenhouse.
- Harvey, S. (1998). *Nonfiction Matters: Reading, Writing, and Research in Grades 3-8*. York, ME: Stenhouse.
- Hoyt, L. (2002). *Make It Real: Strategies for Success with Informational Texts*. Portsmouth, NH: Heinemann.
- Taylor, S. (2008). *A Quick Guide to Teaching Persuasive Writing, K-2*. Portsmouth, NH: Heinemann.

Integration of Language Arts with Social Studies, Science, and Mathematics:

- Ansberry, K. (2005). *Picture Perfect Science Lessons: Using Children's Books to Guide Inquiry, 3-6*. National Science Teachers Association.
- Burns, M. and Sheffield, S. (2004). *Math and Literature, Grades K-1*. Sausalito, CA: Math Solutions.
- Brummer, T. (2004). *Reading and Writing Strategies for Mathematics*. Huntington Beach, CA: Shell Education.
- Krey, D. (1998). *Children's Literature in Social Studies: Teaching to the Standards*. National Council for the Social Studies.
- Petersen, J. (2004). *Math and Nonfiction*. Sausalito, CA: Math Solutions.
- Tierney, B. (2004). *Write to Learn Science*. National Science Teachers Association

Other Books on Writing, English Language Arts, and Best Practices:

- Burke, K. (2006). *From Standards to Rubrics in Six Steps: Tools for Assessing Student Learning, K-8*. Thousand Oaks, CA: Corwin Press.
- Calkins, L. (1994). *The Art of Teaching Writing*. Portsmouth, NH: Heinemann.
- Culham, R. (2005). *6 + 1 Traits of Writing: The Complete Guide for the Primary Grades*. New York: Scholastic.
- Daniels, H. and Zemelman, S. (2005). *Best Practice, Third Edition: Today's Standards for Teaching and Learning in America's Schools*. Portsmouth, NH: Heinemann.
- Dorfman, L. and Cappelli, R. (2007). *Mentor Texts: Teaching Writing Through Children's Literature K-6*. Portland, ME: Stenhouse.
- Dorn, L. and Soffos, C. (2001). *Scaffolding Young Writers: A Writers' Workshop Approach*. Portland, ME: Stenhouse.

Farnan, N. and Dahl, K. (2003). Children's Writing: Research and Practice. In J. Flood & D. Lapp (Eds.), *Handbook of Research on Teaching the English Language Arts* (pp. 993-1007). Mahwah, NJ: Lawrence Erlbaum.

Fletcher, R. and Portalupi, J. (2007). *Craft Lessons: Teaching Writing K-8*. Portland, ME: Stenhouse.

Fletcher, R. and Portalupi, J. (2007). *Live Writing: Breathing Life into Your Words*. Portland, ME: Stenhouse.

Fountas, Irene. (1999). *Interactive Writing: How Language and Literacy Come Together, K-2*. Portsmouth, NH: Heinemann.

Fry, E. and Kress, J. (2006). *The Reading Teacher's Book of Lists*. San Francisco: Jossey-Bass.

Hale, E. (2008). *Crafting Writers, K-6*. Portland, ME: Stenhouse.

Horn, M. and Giacobbe, M. (2007). *Talking, Drawing, Writing: Lessons for Our Youngest Writers*. Portland, ME: Stenhouse.

Lapp, D., Flood, J., Moore, K. and Nichols, M. (2005). *Teaching Literacy in First Grade*. New York, NY: Guilford.

McGee, L. and Morrow, L. (2005). *Teaching Literacy in Kindergarten*. New York, NY: Guilford.

Paratore, J. and McCormack, R. (2005). *Teaching Literacy in Second Grade*. New York, NY: Guilford.

Reid, J. and Schultze, B. (2005). *What's Next for this Beginning Writer?* Portland, ME: Stenhouse.

Schaefer, L. Scholastic Professional Resources (multiple titles).

Schultze, B. (2008). *Basic Tools for Beginning Writers* (Grades K-3). Portland, ME: Stenhouse.

Strouf, J. (1997). *The Literature Teacher's Book of Lists*. The Center for Applied Research in Education.

Tomlinson, C. (2001). *How to Differentiate Instruction in Mixed-Ability Classrooms*. ASCD.

Videos:

When Students Write (K-8), *Talking About Writing* (3-5), by R. Fletcher and J. Portalupi

In the Beginning: Young Writers Develop Independence (K-2), by R. Fletcher and J. Portalupi

Inside the Writing Traits Classroom (K-2) by Ruth Culham (Scholastic)

Summary of Resources for Module 2: Persuasive and Informational Genres

Glossary for Persuasive Genre

Glossary for Informational Genre

Writing Assessment and Instructional Guides for 3rd and 5th Grades

http://www.doe.k12.ga.us/ci_testing.aspx?PageReq=CITestingWA

Examples of Rubrics for K-5 (all genres)

http://www.doe.k12.ga.us/ci_testing.aspx?PageReq=CI_TESTING_WA

Integrated Units/Frameworks and Tasks for K-3

Tasks and Units/Frameworks for 4-8

Vertically Aligned Tasks for 3-12

<http://www.georgiastandards.org/elaframework.aspx>

Best Practice Videos

http://www.georgiastandards.org/english_vc.aspx

Illuminate Webinars

<http://illuminate.gavirtualschool.org/doe/>

Response to Intervention Pyramid

Standards-Based Classroom Rubric

Suggested Website List

Suggested Book and Video List

Other: